



# OMNIR



**FINNA**  
SENSORS

## PRODUCT OVERVIEW

OMNIR is the future of near infrared sensing technology. Coming from OMNI, meaning “all” and NIR, meaning “near infrared,” we have created an intelligent all-sensing solution that exceeds expectations. It not only delivers accurate data instantaneously and non-destructively, it also monitors its own health to perform its best during your crucial processing moments. By selectively harnessing light, to ensure increased uptime and greater profitability for your operation, the future of your manufacturing operation starts now.



## KEY FEATURES


- Internet of Things (IoT): System continuously reports on 19 internal points to monitor sensor health
- Rugged Modular Design: Isolates the most sensitive electronics away from the manufacturing line
- Cloud-Based Updates: Receive the latest software enhancements automatically
- Patented method of filtering the light after it hits the product, rather than before, for greater accuracy
- Data Reports & Analytics: Detailed reports that show live data, SPC charts, shift results and historical data
- Multi-sensor network simplifies startup and integrates data for better decision-making

## BENEFITS


- Continuous, accurate and non-destructive measurement for:
  - Regulation and industry-standard compliance
  - Higher profitability
  - Improved product quality & waste reduction
- Finna Sensors' Persistent Innovative Development™ approach always keeps customers on the cutting edge
- IoT continuous monitoring of sensor health increases uptime
- Versatile Placement: Built to withstand harsh conditions and can be used on screw conveyors, belts, chutes, silos or even lab environments

## DIMENSIONS: OMNIR

Side View

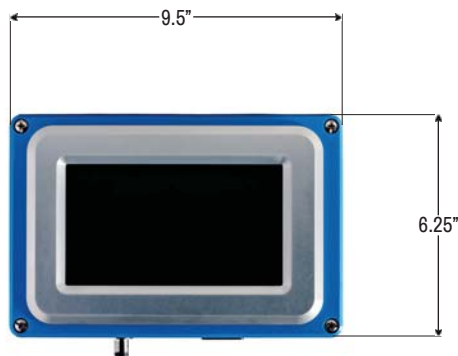


Bottom View



## DIMENSIONS: OPERATOR DISPLAY

Front View



Bottom View



## SPECIFICATIONS

### SENSOR

#### Measurements & Accuracy

Moisture Range	Min: 0.1%, Max: 95% (± 0.1%)
Coat Weight	Min: 0.1 gr./m, Max: 200 gr./m (± 0.1% gr./m)

**Ambient Operating Temperature** -20° - 80°C (- 4° - 176°F)

**Measurement Area** 25 mm (1 in.)

**Product Distance** 8-16" (20.3 - 40.6 cm)

**Sample Rate** 60 calculations/second

**Power** 90-260 VAC, 47-63 Hz

**Outputs** 2x 4-20 mA, Optional Discrete I/O

**Enclosure/Weight** Aluminum/ 12 lbs. (5.4 kg)

**Key Certifications** CE, IP69K

### DATABASE & SOFTWARE INTERFACES

**Optional Bus Interfaces** Ethernet, Ethernet/IP, Profinet, Profibus-DP, Modbus-TCP/IP, Modbus RTU, RS485, DeviceNet

**Software** Windows-based application, Requires Win7 or newer

### OPERATOR DISPLAY (OPTIONAL)

**Display** 7-inch color capacitive touchscreen

**Power** 24VDC

**Cable** Ethernet

**Enclosure/Weight** Aluminum/ 4 lbs. (1.8 kg)

**Ambient Operating Temperature** 0 to 50°C (32 - 122°F)

### ACCESSORIES (OPTIONAL)

**Temperature Sensor** Measures material in 0 - 400°C (32 - 752°F) range

**Opto-Port Attachment** This stainless steel attachment allows the sensor to adapt to a variety of situations such as screw conveyors and free fall conveyors. Can be ordered with an air blast system for free falling samples.

**Dust Shield** Ensures the sensor will provide consistent and accurate results by preventing the build-up of dust and grime on the lens

**OPTO 22 Discrete I/O** Output for alarms (LOP, HH, H, L, LL)

Rev 8/22



**George R. Peters Associates** ENGINEERING SALES REPRESENTATIVES

650 E. Big Beaver • Suite C • Troy, MI 48083  
(248) 524-2211 • Fax (248) 524-1758  
www.grpeters.com

**CORPORATE HEADQUARTERS**  
1165 S. Pennsylvania St, Ste 100  
Denver, CO 80210  
720.963.6500

**INNOVATION CENTER**  
5690 DTC Blvd #550E  
Greenwood Village, CO 80111  
720.963.6500

**CANADA**  
P.O. Box 247  
Fort St. James, British Columbia  
V0J 1P0  
604.633.0807

**CALIFORNIA OFFICE**  
9567 Arrow Route, Suite E  
Rancho Cucamonga, CA 91730  
909.941.7776